

Kmini -SERIES



ZGSM

SAVE TODAY'S ENERGY FOR TOMORROW



ISO9001
ISO14001
ISO50001



CE CB

RoHS
Compliant



IP66
IK10

LM-80

5 YEAR
WARRANTY

LED STREET LIGHTS

High-efficiency LED light source



Philips Lumileds 3030 2D
Greater than 150lm/W high efficacy,
illumination grade LED light source.



Philips Lumileds 5050
Greater than 185lm/W high efficacy,
illumination grade LED light source.



Photocell available

Lamp will Auto turn on and off according to lux difference.



LED power supply

High-end MeanWell XLG Series LED driver, optimal stability,
performance and lifespan.



Connect base

Disassemble easily which reduces maintenance costs.




Surge protection device(10KV)

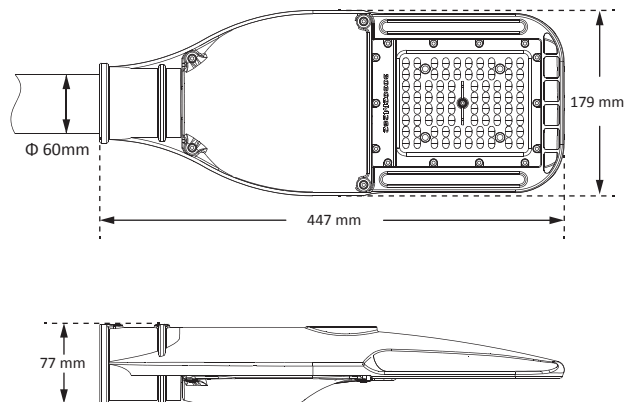
To provide more reliable guarantee for LED driver,
extend the life of the product.



Waterproof connector

Use M16 waterproof connector to ensure that the driver box is
waterproof and damage caused by excessive force.





Electrical & Photometric

★ 3030 Version

Series	Model	LED Qty/ Current	Power	Luminaire efficacy (+/- 5%)	Lumen Output (+/- 5%)	Input Voltage	LED Brand	Driver Brand	Light Distributions	CCT (K)	Surge Protection Device	Lifetime (h)
Kmini	ZGSM-LD20Kmini	40units/ 75mA	20W	146 lm /w	2920 lm	100-240V /277V AC 50 /60Hz	Philips Lumileds 3030 2D	MeanWell	Typell, Medium	3000* 4000 5000 5700	10KV	>100,000 (L70)
	ZGSM-LD20Kmini+	80units/ 38mA	20W	156 lm /w	3120 lm							
	ZGSM-LD30Kmini	40units/ 115mA	30W	140 lm /w	4200 lm							
	ZGSM-LD30Kmini+	80units/ 58mA	30W	151 lm /w	4530 lm							
	ZGSM-LD40Kmini	56units/ 110mA	40W	140 lm /w	5600 lm							
	ZGSM-LD40Kmini+	80units/ 78mA	40W	147 lm /w	5880 lm							
	ZGSM-LD50Kmini	80units/ 95mA	50W	142 lm /w	7100 lm							

*Luminous Efficacy of 3000K is 5% lower than other CCTs.

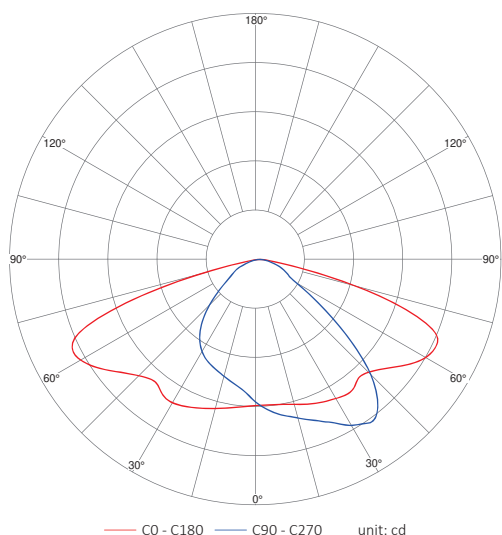
★ 5050 Version

Series	Model	LED Qty/ Current	Power	Luminaire efficacy (+/- 5%)	Lumen Output (+/- 5%)	Input Voltage	LED Brand	Driver Brand	Light Distributions	CCT (K)	Surge Protection Device	Lifetime (h)
Kmini	ZGSM-LD20Kmini	16units/ 48mA	20W	154 lm /w	3080 lm	100-240V /277V AC 50 /60Hz	Philips Lumileds 5050	MeanWell	Typell, Medium (BLS)	3000* 4000 5000 5700	10KV	>100,000 (L70)
	ZGSM-LD20Kmini+	28units/ 28mA	20W	160 lm /w	3200 lm							
	ZGSM-LD30Kmini	16units/ 72mA	30W	150 lm /w	4500 lm							
	ZGSM-LD40Kmini	22units/ 70mA	40W	150 lm /w	6000 lm							
	ZGSM-LD50Kmini	28units/ 70mA	50W	150 lm /w	7500 lm							

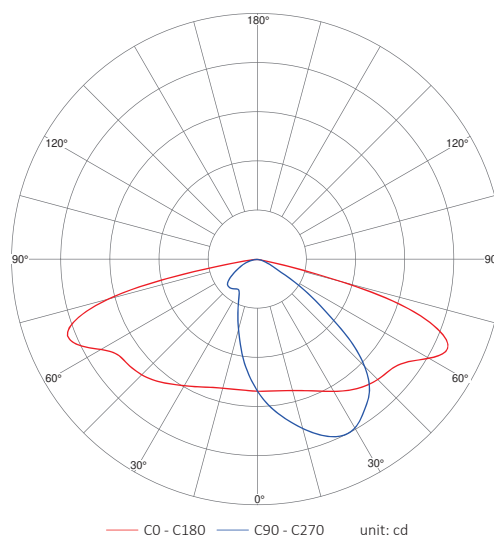
*Luminous Efficacy of 3000K is 5% lower than other CCTs.

Light Distribution Diagram

3030 Version TYPE II



5050 Version TYPE II BLS

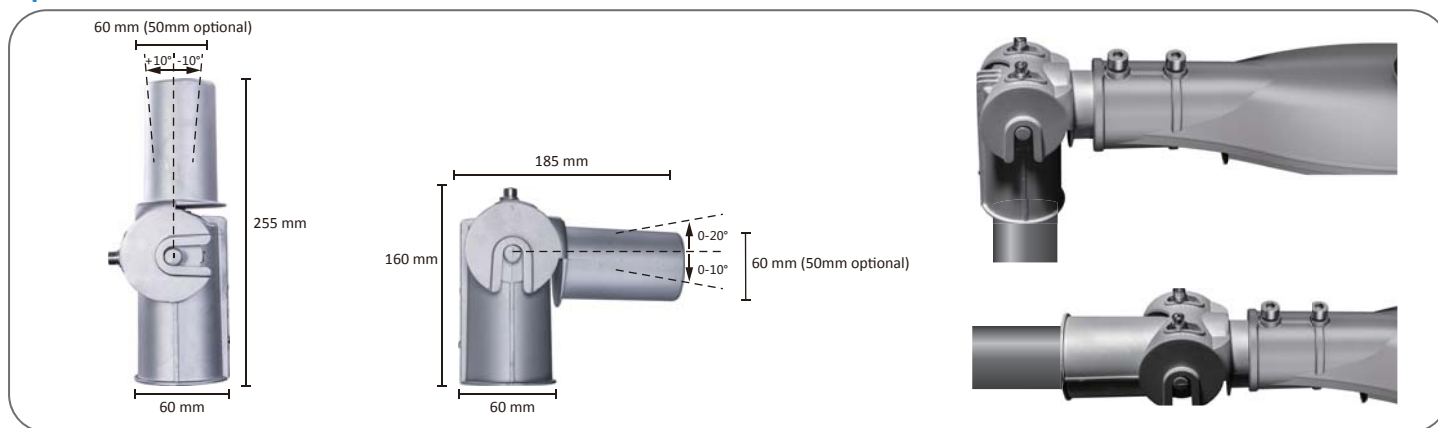


Working Environment & Packing

Model	Product Dimensions (mm)	Carton Size (mm)	N.W (kg)	G.W (kg)	Working Environment	Storage Temperature	Rating	CRI	Power Factor	Power Efficiency	Material	Pole Diameter (mm)
ZGSM-LD20Kmini	447*179*77	465*200*100	2.2	2.6	-40 °C ~ +50 °C 10% ~ 90%RH	-40 °C ~ +50 °C	Class I IP66 IK10	>70	>0.95	>90%	Housing: Die-cast aluminum Lens: PC	60 (50 optional)
ZGSM-LD30Kmini	447*179*77	465*200*100	2.3	2.7								
ZGSM-LD40Kmini	447*179*77	465*200*100	2.3	2.7								
ZGSM-LD50Kmini	447*179*77	465*200*100	2.3	2.7								

Note: Above data of weight are all typical values.

Optional accessories



Solar Street Light System



Model list:
ZGSM-LD20Kmini,
ZGSM-LD30Kmini,
ZGSM-LD40Kmini,
ZGSM-LD50Kmini

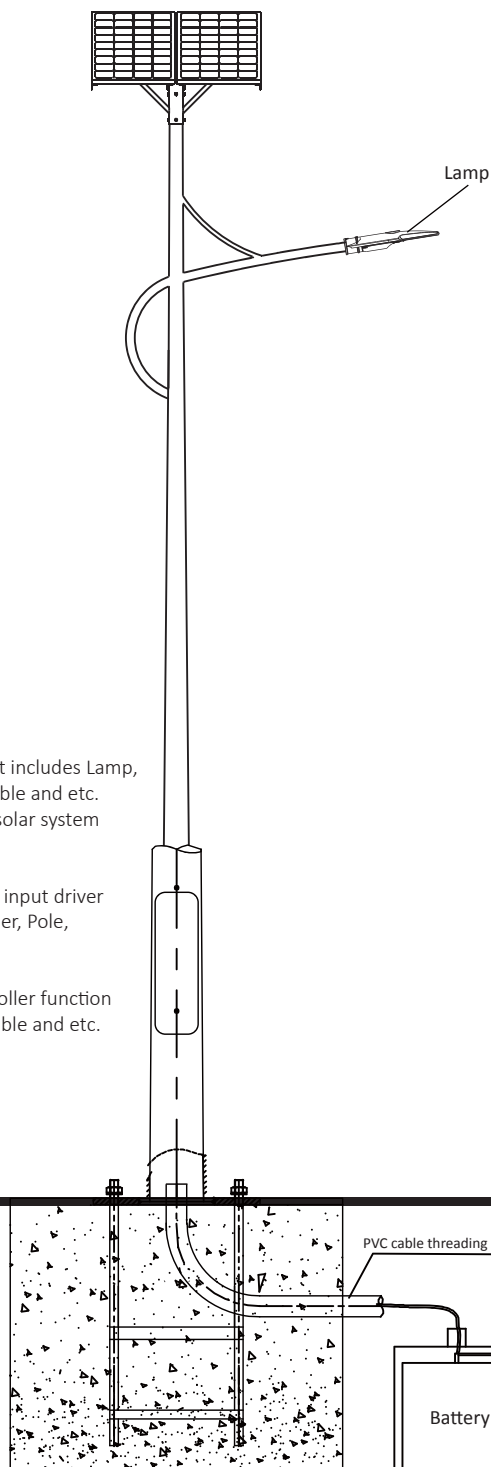
A complete set of Solar street light includes Lamp, Battery, Panel, Controller, Pole, Cable and etc. ZGSM also provides solutions for solar system based on Kmini series.

Option 1

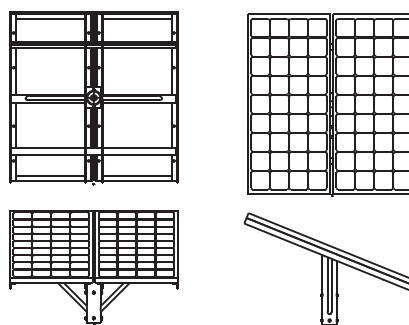
ZGSM Street Light with DC12/24V input driver
Rest parts: Battery, Panel, Controller, Pole, Cable and etc.

Option 2

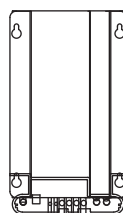
ZGSM Street light combines controller function
Rest parts: Battery, Panel, Pole, Cable and etc.



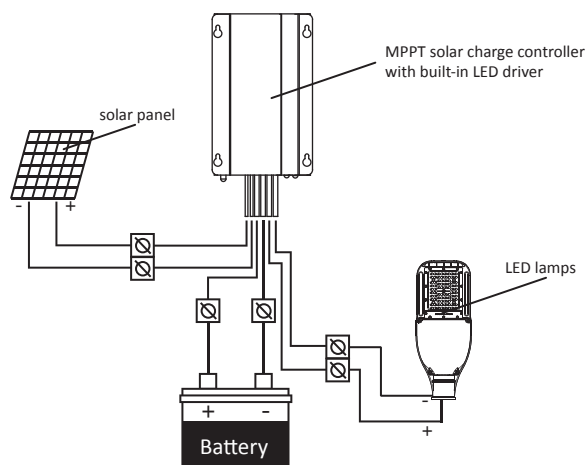
SOLAR PANEL



CONTROLLER



PARTS CONNECTION DIAGRAM



GROUND

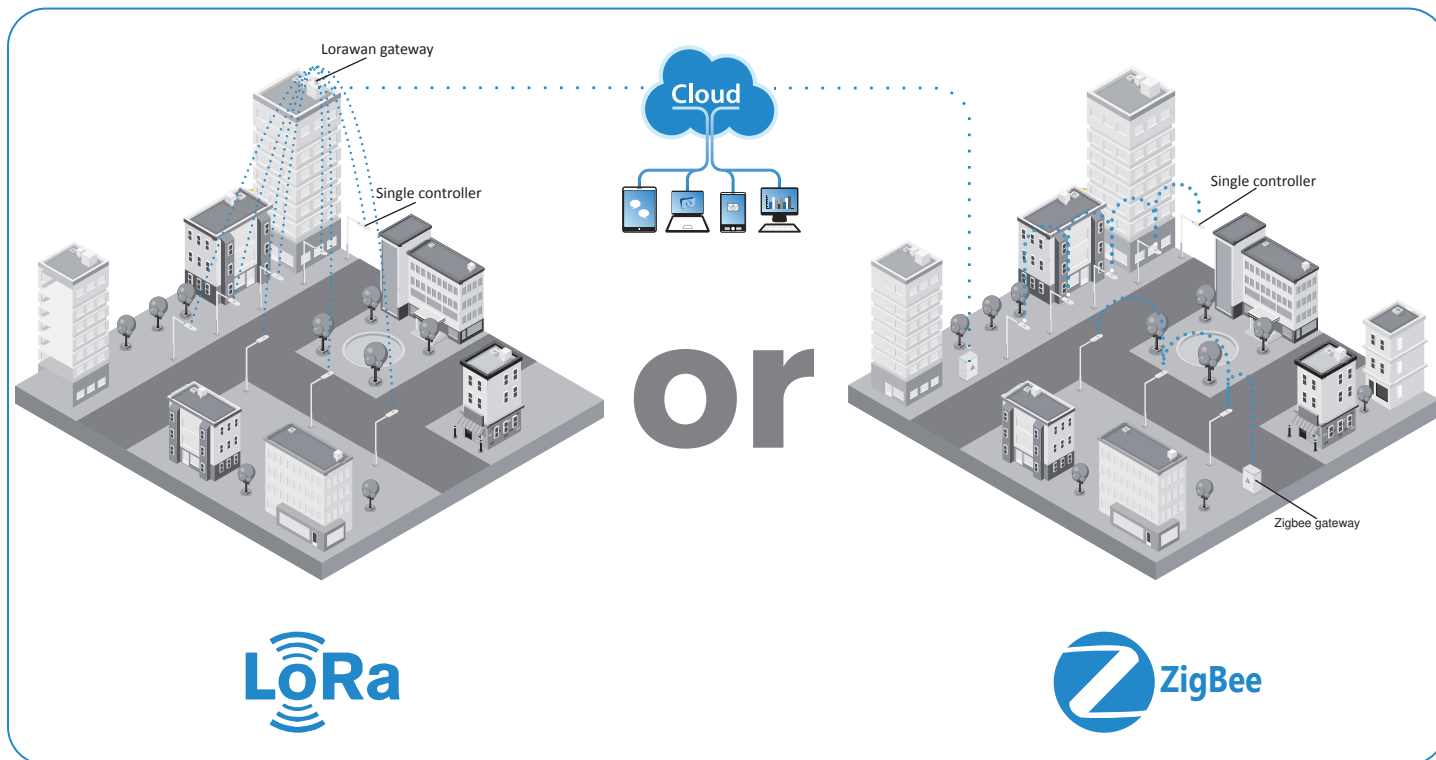
Customized service

Due to each city has its own sunshine condition, and customers have different working hours and rainy days on request.

If you want to know more exact configuration, please contact us for below questions:

1. What is the geographical location your solar LED street lighting system will be installed?
2. How many hours per night the LED street light works?
3. How many days to backup in case of continuous rainy days?
4. Do you need dimming the LED street light (during the off-peak hours)?
5. Do you have any other requirements?

Intelligence Street Lighting System



ZGSM provides a total solution for intelligence street lighting system.

ZGSM street light intelligence system is made up by software, gateway, single light controller. The gateway is installed in the distribution cabinet, the single light controller is installed in the lighting terminal. It proceeds with communication via GPRS/ CDMA/ WCDMA wireless network or cable network & monitor center and proceeds with communication via ZIGBEE/ LORA.

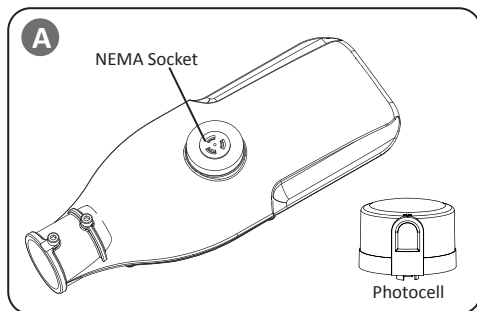
Gateway can control each single light controller via receiving, executing, forwarding PC management software, which can control each lamp's switching on/ off or dimming, then save electric energy. It can also monitor the lamps' electric energy to achieve failure lamps function. Gateway can built-in DO to achieve street light loop control, it can connect with other equipment to collect local illumination, temperature and other information, feedback to PC management software and achieve to monitor the current information.

At present, all our series of LED street lights can be combined with the intelligence street lighting system...

If you want to know more, please contact ZGSM Team.

Optical Control

Optical control function is supported by optional



If the fixture with PHOTOCELL function, the NEMA Socket will be installed on the cover of fixture. See A. Fit the pins of Photocell to NEMA Socket, firmly insert and rotate Photocell to proper position.

<Verifying>

Make sure all the connections done and photocell is well installed on the fixture, switch on the power supply and cover the window of NEMA Socket, wait 5 seconds, the fixture will be turned on.